

GRAND



[Mitsubishi Pajero, the undisputed king of every terrain, is finally here to give you the best of both worlds.

So get ready to experience the ultimate balance of urban elegance with off-road ruggedness. For while the Mitsubishi Pajero's sturdy, aerodynamic body is built to take you places where few men have ever been, its plush interiors have been designed to pamper you with the comfort and convenience most people dream of.]



[Pit-stop.]



[At home in the concrete jungle.]




PAJERO

[The journey begins where the tarmac ends.]




SUPER SELECT 4WD (SS4-II)


SS4-II's electronically controlled transfer lever ensures smooth, effortless shifting through all four transfer modes.




The 2WD high range delivers a smooth, economical performance and low noise, vibration and fuel consumption. It is ideal for highway cruising or city driving. It comes with a propeller shaft shut-off.



The 4WD high range is the full time 4WD mode. By optimising the traction ratio between front and rear wheels, this position enhances stability while offering the extra tyre grip needed to ensure safe high-speed driving on highways and slippery roads.



The 4 HLC high range with centre differential locked. This ensures that the power is distributed evenly from the front to the rear. It improves traction and manoeuvrability on rough or slippery surfaces.



The 4LLC with centre differential locked. This lowers the centre differential gear ratio and provides greater torque for climbing or descending steep inclines at very low speeds. It is ideal for extreme or unstable conditions like sand, loose gravel, snow or mud. To shift into or out of 4LLC, the Pajero should be brought to a full stop.

Know Your Pajero Inside-Out.

DRIVE-TRAIN / CHASSIS

Fuel line heater. Load sensing proportioning valve (LSPV). Power Steering. Tilt steering column. Steering lock. Collapsible steering column. Front and rear side door impact bars. Engine undercover. Front skid plate. Scuff plate. Electronic immobilizer. Wax injection.

EXTERIOR

Front: Laminated green windshield. Windshield shade band. Black windshield moulding. 2-speed variable intermittent windshield wiper/washer. Halogen head-lamps. Head-lamp washers. Front fog-lamps. Black painted front grille. DI-D badge on front grille. Colour-keyed front bumper. Front towing hook.

Sides: Black roof mouldings. Glass antenna. Green glass. Butterfly type rear quarter glass. Black electronically controlled door mirrors with de-foggers and folding functions. Black outer door handles. Black painted inner wheel housings. Colour-keyed wheel house mouldings. Side sill and door garnishes and front and rear bumpers. Front mudguards. Side steps.

Rear: Green glass. Rear window de-fogger with timer. Rear intermittent wiper/washer. Black painted rear combination lamp mouldings. DI-D badge. Rear licence plate garnish. Lockable spare tyre holder. Spare tyre cover. Colour-keyed rear bumper. Chrome plated rear step. Rear fog-lamp. Rear towing hook. Rear mudguards.

INTERIOR

Cockpit: 4 spoke urethane steering wheel. Driver's SRS front air bag. Front passenger's SRS front airbag. Dual horn. Illuminated ignition with time delay function. Backlit meters. Electronically controlled speedometer. Digital trip/odometer. 4WD indicator. Door ajar indicator. Tachometer. Lighting monitor. Head-lamp levelling device. Rheostat. Fuel lid opener. Centre display. External temperature. Air-conditioner air-flow direction, Date, Audio and RDS information. Digital quartz clock. Wood print center panel. Upper centre console box. Heater with anti-odour air filter. Front and rear fully automatic air conditioner with argentite coloured control knobs. CD changer and music system. Lower centre console box. Front illuminated ashtray. Illuminated cigar lighter. Coin box. Upper glove box. Lockable lower glove box. Front cupholder. Fabric centre armrest for floor console box. Accessory socket inside floor console box. 2nd row passengers' ashtray behind floor console box.

Front seats: Luxury type full fabric separate seats. Height adjuster for driver's seat. Sliding adjusters. Reclining adjusters. Fully flat function. Driver and front passenger seatback pockets. Height and tilt-adjustable see-through type headrests. 3 point ELR seatbelt with force limiter and pre-tensioner x2. Height adjustable seatbelt anchors. *2nd row seats:* Fully flat function. Full fabric 6:4 split seat. Reclining adjusters. Tumble type fold up function. Height adjustable see through type headrests. Height adjustable centre headrest. Centre armrest with integrated cupholder. 3-point ELR/ALR seatbelt x3. *3rd row seat:* Full fabric removable bench seat. Stowage function. See through type headrests. 3-point ELR seatbelts x2.

Doors and sides: Access support grip x 2. Formed type door trims with cloth inserts. Front door pockets. Central door locking system (includes tailgate lock). Child protection rear door locks. Keyless entry system. 3rd row passengers' cupholder. Front anti-trapping power windows with time-delay and driver's one-touch up and down functions. Rear anti-trapping power windows with time-delay and auto down functions. Front and rear door courtesy lamps.

Headlining: Driver's side sunvisor with vanity mirror and ticket holder. Front passenger's side extendable sunvisor with vanity mirror. Front room lamps. Front map lamps. 2nd row passenger's personal lamps. Large sized retractable assist grip x5. Coat hanger x2.

Flooring: Needle punch carpet. Driver's side footrest. Rear heater duct.

Others: Day and night rear view mirror (adhesive type).

Cargo room: Cargo room lamp. Inner tail gate handle. Tail gate pocket. Detachable full tool set with pocket light. Accessory socket. Cargo room side compartment. Cargo room hook x 4. Underfloor compartment.

TECHNICAL SPECIFICATIONS

MODEL – PAJERO (GLX)

ENGINE

Type	3.2 Litre, 16-valve DOHC, Turbocharged Intercooled DI-D (Diesel Engine)
Displacement (cc)	3200
Bore x Stroke (mm)	98.5 x 105.0
Compression Ratio	17.0
Max. Power [kW(PS)/rpm]	118(161)/3800
Max. Torque [N-m(kgm)/rpm]	373(38.1)/2000

PERFORMANCE

Max. Speed	170 km/hr
Roof Carrying Capacity	100 Kg
Min. Turning Radius	5.7 mtrs
Max. Climbing Ability	0.7 (tanθ)
Approach Angle	42.0°
Ramp Break-Over Angle	24.5°
Departure Angle	24.0°

TRANSFER

Drive System	Super Select 4 WD (SS4-II)
Transfer Gear Ratio(High)	1.000
Transfer Gear Ratio(Low)	1.900

FUEL SYSTEM

Fuel Supply Equipment	Electronically controlled direct injection fuel pump
Fuel Tank Capacity	90 Ltrs

TRANSMISSION

Type	5 M/T
Clutch	Single, dry plate with hydraulic actuation
Gear Ratio	4.234 (1st) 2.238 (2nd) 1.398 (3rd) 1.000 (4th) 0.761 (5th) 3.553 (Reverse) 4.100 (Final)

SUSPENSION

Front	Double wishbone coil springs with stabilizer bar
Rear	Multi-link coil springs with stabilizer bars

BRAKES

Front	16" Ventilated Discs (2-pot)
Rear	16" Ventilated drum-in-discs
Booster	8.5" + 8.5" vacuum

TYRES

265/70R16

WHEELS

16 x 7.0 JJ Light Alloy

DIMENSIONS

Overall Length	4775 mm
Overall Width	1845 mm
Overall Height	1855 mm
Wheel Base	2780 mm
Front Track	1560 mm
Rear Track	1560 mm
Ground Clearance	225 mm
Cargo Room Length	1495 mm
Cargo Room Width	1405 mm
Cargo Room Height	1105 mm
Kerb Weight	2125 Kg
Gross Vehicle Weight	2810 Kg
Seating Capacity	7

The above dimensions and weight figures are for the basic GLX model with standard equipment. These may vary depending on the type of optional equipment fitted.



Lower Centre of Gravity



Driver & Passenger SRS Airbags



Wood Print Centre Panel



Underfloor Compartment



Centre Display



Front & Rear Fully Automatic Air Conditioner

For details contact: Hindustan Motors Limited,
Chennai Car Plant, Adigathur, Kadambattur - 631 203, Tiruvallur Dist., Tamil Nadu, India.
Tel: 04116-641400/ 641246/ 641697, Fax: 04116-642029/ 640528.
e-mail: enquiry@pajeroindia.com, feedback@pajeroindia.com